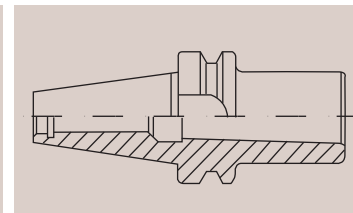
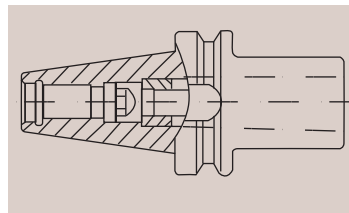
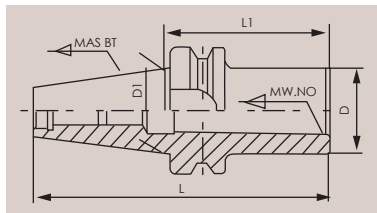


BT Morse Taper Adaptors (with Drawbar)

Metric



Stock No.	BT*MW.No.T-L1	L(mm)	D(mm)	D1(mm)	Figure
1181-4001	BT40*MW1-45	110.4	25	44.45	1
1181-4002	BT40*MW2-60	125.4	32	44.45	1
1181-4003	BT40*MW3-75	140.4	40	44.45	2
1181-4004	BT40*MW3-90	155.4	40	44.45	2
1181-4005	BT40*MW4-95	160.4	48	44.45	3
1181-4006	BT40*MW4-100	165.4	48	44.45	2
1181-5001	BT50*MW1-45	146.8	25	69.85	1
1181-5002	BT50*MW2-45	146.8	32	69.85	1
1181-5003	BT50*MW2-60	168.1	40	69.85	1
1181-5004	BT50*MW3-60	161.8	40	69.85	1
1181-5005	BT50*MW3-75	176.8	48	69.85	1
1181-5006	BT50*MW4-80	181.8	48	69.85	3
1181-5007	BT50*MW4-100	201.8	48	69.85	2
1181-5008	BT50*MW5-100	201.8	63	69.85	3
1181-5009	BT50*MW5-120	221.8	63	69.85	2



HITECH_(Qingdao) ENTERPRISES INC